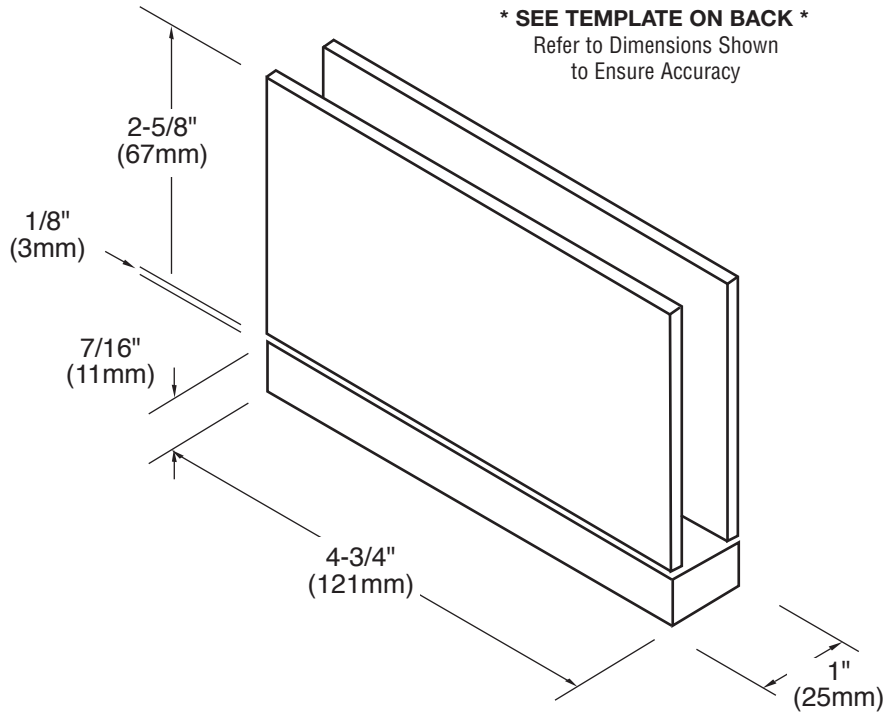




C.R. LAURENCE CO., INC.
PROFESSIONAL QUALITY



SENIOR CARDIFF

Top or Bottom Mount Hinge

CAT. No. SRCAR01

Edge Mount Method (9/16" (14mm) Clearance)Page 4H-36
 Inset Mount Method (9/16" (14mm) Clearance)Page 4H-37

*Maximum Door Capacities	1/2" (12mm) Glass Weight	Width
Using 2 Hinges	145 lbs.(66 kg)	36"(914mm)

***NOTE:** Do not exceed either maximum weight or width when choosing proper quantity of hinges.

Important Information:

Template Options: The Top or Bottom Mount SRCAR01 Hinge offers two choices of templates. Refer to the lower left hand corner of this page for the selections. The Edge Mount Template has a full leg cutout that allows a full length vertical seal on the hinge side. The Inset Mount Template enables the door to avoid hitting a towel bar, or some other protrusion from the wall.

Optional Pivot Pins: Optional 5° Pivot Pins (Cat. No. SRP1VP1N) are sold as a set, one pin for the top hinge and one pin for the bottom hinge. These 5° offset Pivot Pins allow the installer to adjust the closing position of the door 5° inwards or outwards.

Specifications:

Glass Sizes: 1/2"(12mm) thick tempered safety glass
Construction: Solid brass
Closing Type: Self-centering when within 15° of closed position
Cutout Required
Includes: Gaskets, screws and template

Use of Gaskets:

For 1/2" Glass: Use one thin gasket on one side and one thick gasket on the other side
For 12mm Glass: Use one thick gasket on both sides

Recommendations:


For public safety, we recommend the use of only tempered safety glass. Do not use power tools when installing these hinges.

Maintenance Guidelines:

- Never use an abrasive cleaner on the hardware. Many of the components are coated with a clear lacquer that will be irreparably damaged if subjected to harsh, abrasive chemicals. Advise your customer that drying the hardware with a clean, soft towel on a daily basis is the best way to maintain the hardware. If mineral deposits build-up, mix a couple of drops of a mild liquid soap (such as Ivory or a similar product) into a cup of warm water. Using a soft, non-abrasive cloth, clean the hardware. Rinse thoroughly with clean, warm water and dry.

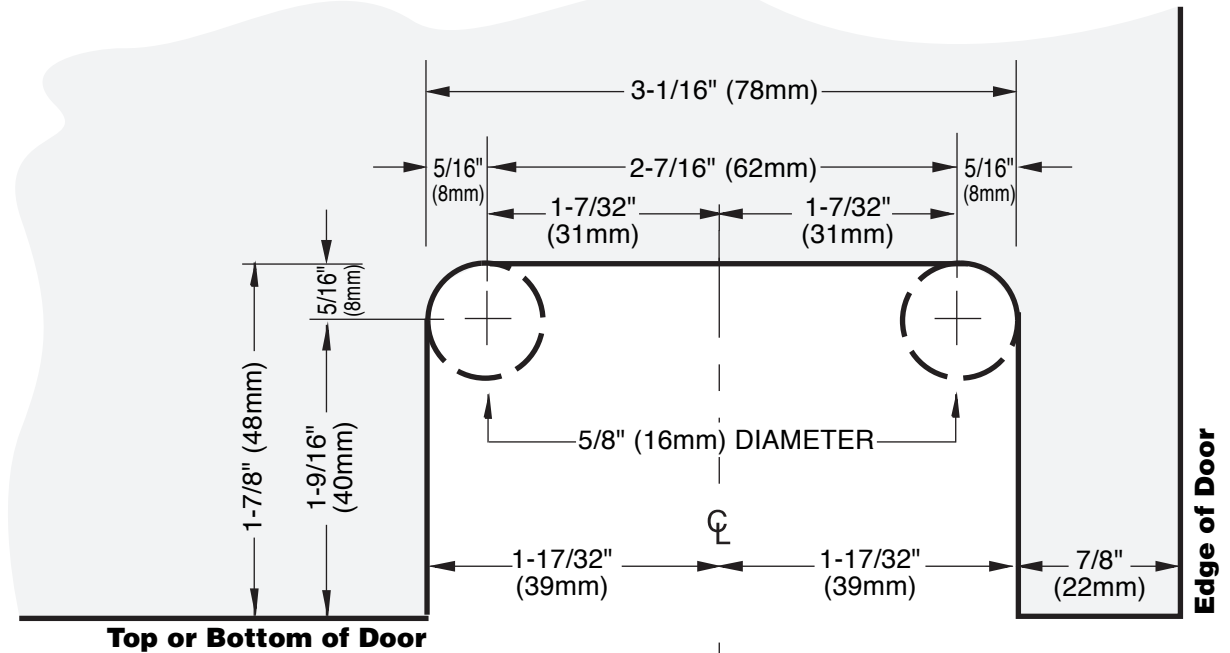


C.R. LAURENCE CO., INC.
PROFESSIONAL QUALITY



IMPORTANT:

Project measurements from the edge of the glass.

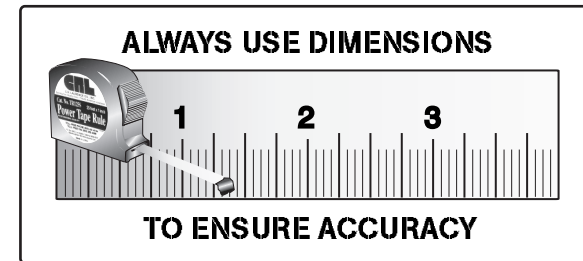


SENIOR CARDIFF

Top or Bottom Mount Hinge

Cat. No. SRCAR01

Edge Mount Method (9/16" (14mm) Clearance)



C.R. Laurence Co., Inc.
crlaurence.com

For technical assistance in the United States call toll free (800) 421-6144; from Canada call toll free (877) 421-6144; Outside the U.S. and Canada call (323) 588-1281. Ask for Tech Sales at Extension 7740. Toll free fax (800) 458-7496.