



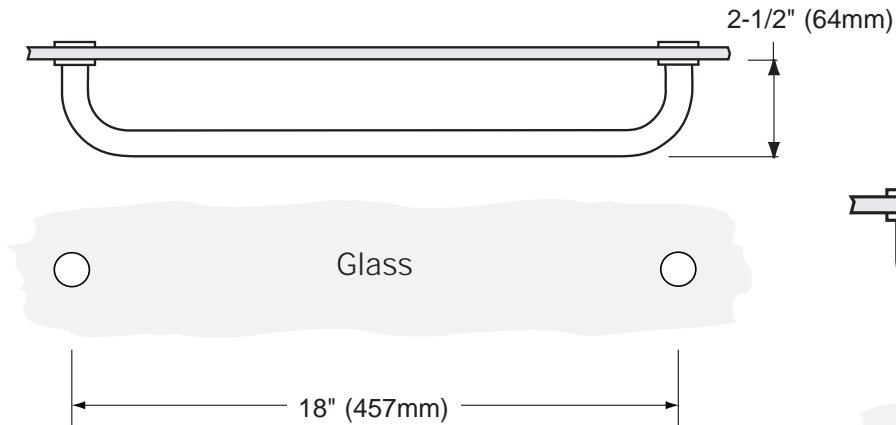
**C.R. LAURENCE CO., INC.**  
PROFESSIONAL QUALITY

**CAT No. BM18**

**CAT No. CATB18 (ACRYLIC CONSTRUCTION-REGULAR STYLE)**

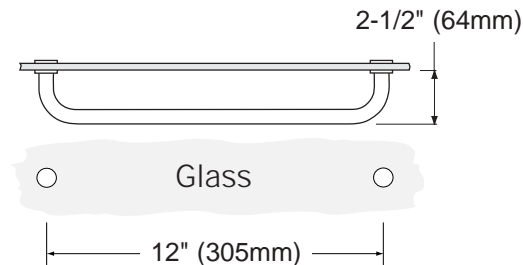
**CAT No. CATBT18 (ACRYLIC CONSTRUCTION-TWIST STYLE)**

**CAT No. SDTBS18 (TUBULAR BRASS CONSTRUCTION)**



**CAT No. BM12**

**CAT No. SDTBS12 (TUBULAR BRASS CONSTRUCTION)**



# TOWEL BARS

Single-Sided Glass Mounted (Tubular Brass or Acrylic Construction)

## Specifications:

\* See note at bottom of page concerning towel bars not shown in the diagrams on this page.

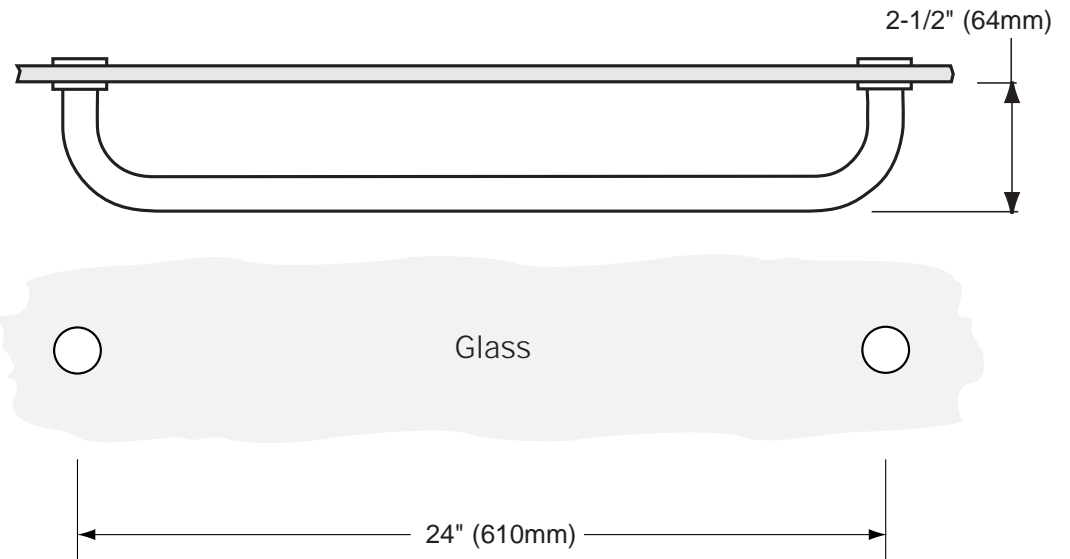
All Holes Are 1/2" (12mm) Diameter  
All Measurements Are Center-To-Center  
Appropriate Clear Gaskets Included  
Fits 1/4" (6mm) to 1/2" (12mm) Glass

**CAT No. BM24 (TUBULAR BRASS CONSTRUCTION)**

**CAT No. CATB24 (ACRYLIC CONSTRUCTION-REGULAR STYLE)**

**CAT No. CATBT24 (ACRYLIC CONSTRUCTION-TWIST STYLE)**

**CAT No. SDTBS24 (TUBULAR BRASS CONSTRUCTION)**



**NOTE:** Because there are numerous "BM" towel bars (example BM24CH), we are providing the following guideline for determining the fabrication required: Always drill 1/2" (12mm) diameter holes to the center-line of the length of the towel bar that is being ordered. The length of the towel bar is always provided in the catalog number of the product. **For example, a BM24CH is a 24" (610mm) center-to-center towel bar.** Therefore, it is correct to drill (2) 1/2" (12mm) diameter holes 24" (610mm) center-to-center apart. A **BM26BR** would require (2) 1/2" (12mm) diameter holes **26" (660mm)** apart, etc.