CRL
A CRH COMPANY

Klarity Interior Partition System Quote/Order Request Form

NOTE: PLEASE DOWNLOAD FORM TO SUBMIT.
DO NOT FILL FORM ONLINE.
Email completed form to entrance.partitions@crlaurence.com.
This form is available online at **crlaurence.com**.

COMPANY NAME _____ **PHONE** _____

CONTACT _____ **ACCOUNT NO.** _____ **FAX** _____

JOB NAME _____ **EMAIL** _____

When you are ready to order, utilize this form to assist you in covering the details required to complete a Klarity Interior Partition Post System installation. Going through this exercise should prevent you from overlooking any details related to your installation.

NOTE: Shop drawings required (included).

IMPORTANT: Depending on the complexity of your project, one or more of the following may be required to accurately order: sketches or drawings of your particular application with dimensions; printed architectural drawings or CAD files; photos of the job site conditions (digital images are preferable).

NOTE: A final sign off is required prior to any custom fabrication.

POST HEIGHT

- ❑ 60"
- ❑ 72"
- ❑ 84"
- ❑ Custom

_____

GLASS THICKNESS

- ❑ 1/2" Monolithic Tempered
- ❑ 9/16" Laminated Tempered (Glass not supplied by CRL)

DOORS

- ❑ Sliding Door
- ❑ Swing Door
  - ❑ P-Type
  - ❑ BP-Type *Standard
  - ❑ A-Type


P-TYPE

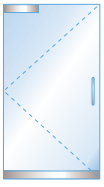
BP-TYPE

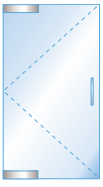
A-TYPE

- ❑ No Lock
- ❑ With Lock
  - ❑ Bottom Rail Lock (P-Type / BP-Type)
  - ❑ AMR205 Patch Lock (A-Type)
  - ❑ Locking Ladder Pull (Lock Down)

*If locking hardware is required, only a bottom rail lock or bottom locking ladder pull can be used.

FINISH

Available finish options:

- ❑ Brushed Stainless Steel
- ❑ Special (Specify)

_____

LAYOUT GRID TO SKETCH DESIGN

RESET FORM

NOTE: PLEASE DOWNLOAD FORM TO SUBMIT.
DO NOT FILL FORM ONLINE.

Email completed checklist to entrance.partitions@crlaurence.com.
This form is available online at **crlaurence.com**.